



1915 Scotch Corners Road
RR1 Carleton Place, ON K7C 0C5

613-253-0437 Fax 613-257-287

Dockmaster 2020 Price Schedule

Please specify if dock is inside leg (IN) or outside leg (OL) when order is placed

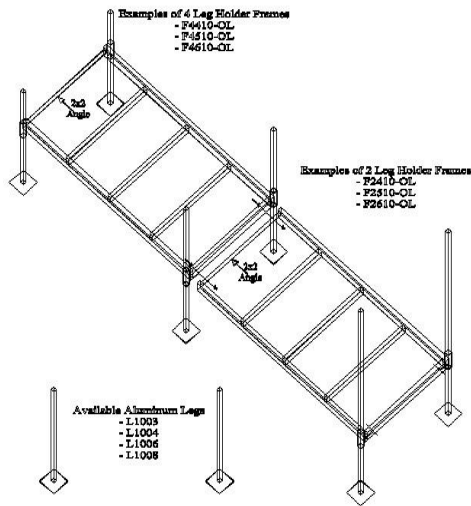
20' Packages and Kits – Leg Style

20' Packages and Kits include two 3', two 4' and two 6' legs

<i>Part #</i>	<i>Frame Kit Only Retail</i>	<i>Frame Kit & Cedar Panels</i>	<i>Frame Kit & Alum Panels</i>
K4020-OL or IN 4X20	\$1694.00	T.B.A.*	\$2860.00
K5020-OL or IN 5X20	\$1890.00	T.B.A.*	\$3349.00
K6020-OL or IN 6X20	\$2015.00	T,B.A*	\$3764.00

Examples of 20ft Kits

K4020-OL
K5020-OL
K6020-OL



Shown K4020-OL' with optional decking and optional vertical bumpers



1915 Scotch Corners Road
RR1 Carleton Place, ON K7C 0C5

613-253-0437 Fax 613-257-2287

Dockmaster 2020 Price Schedule

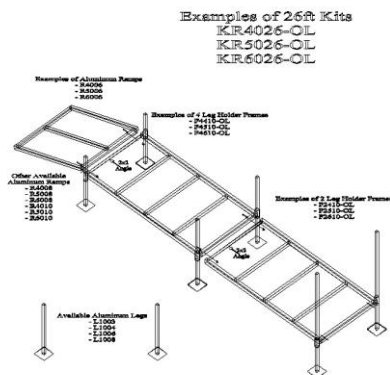
Please specify if dock is inside leg (IN) or outside leg (OL) when order is placed

26' & 30' Dock Packages and Kits – Leg Style

Packages and Kits include two 3', two 4' and two 6' legs and 2-10' dock frames

26' kits include 1-6' ramp frame - 30' kits include 1-10' ramp frame

<i>Part #</i>	<i>Frame Kit Only</i>	<i>Frame Kit & Cedar Panels</i>	<i>Frame Kit & Alum Panels</i>
KR4026-OL or IN 4X26	\$1899.00	T.B.A*	\$3415.00
KR5026-OL or IN SKU#2849-060 5'x26	\$2099.00	T.B.A*	\$3994.00
KR6026-OL or IN 6X26	\$2219.00	T.B.A*	\$4494.00
KR4030-OL or IN 4X30	\$2229.00	T.B.A*	\$3978.00
KR5030-OL or IN SKU#2849-061 5'x30	\$2349.00	T.B.A*	\$4536.00
KR6030-OL or IN 6X30	\$2469.00	T.B.A*	\$5094.00



Shown KR6030-IN with optional decking



1915 Scotch Corners Road
RR1 Carleton Place, ON K7C 0C5

613-253-0437 Fax 613-257-2287

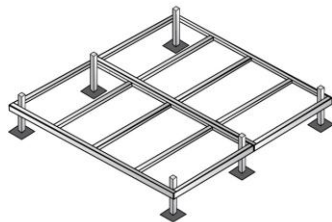
Dockmaster 2020 Price Schedule

Please specify if dock is inside leg (IN) or outside leg (OL) when order is placed

Patio Docks – Leg Style

Patio Docks do not include legs-Order leg lengths per water depths

<i>Part #</i>	<i>Frame Only</i>	<i>Frame & Cedar Panels</i>	<i>Frame & Alum Panels</i>
PF48010-OL or IN *one piece frame- shipping restrictions	8X10 4 leg adj \$1309.00 plus 4 legs	T.B.A*plus 4 legs	\$2475.00 plus 4 legs
Must order legs separately for patio frames per water depth			
PF68010-OL or IN SKU#6632-661 2-4'x10' frames	8X10 6 leg adj \$1425.00 plus 6 legs	T.B.A*plus 6 legs	\$2591.00 plus 6 legs
Must order legs separately for patio frames per water depth			
PF61010-OL or IN SKU#6632-662 2-5'x10' frames	10x10 6 leg adj \$1695.00 plus 6 legs	T.B.A*plus 6 legs	\$3154.00 plus 6 legs
Must order legs separately for patio frames per water depth			
PF61210-OL or IN SKU#6632-663 2-6'x10' frames	12x10 6 leg adj \$1959.00 plus 6 legs	T.B.A*plus 6 legs	\$3708.00 plus 6 legs



Shown PF61010-IN(**SKU#6632-662**) with optional 6' legs, decking and DL4 ladder



Dockmaster 2020 Price Schedule

Please specify if dock is inside leg (IN) or outside leg (OL) when order is placed

Aluminum Leg Frames and Extensions

Individual frames do not include legs-order legs as required by water depths
2 Leg or 4 Leg Single Frame Additions

<i>Part #</i>	<i>Additional Frames Description</i>	<i>Frame Only</i>	<i>With Cedar Panels</i>	<i>With Alum Panels</i>
F2410-OL or IN	4'X10' 2 leg adj.	\$645.00 plus legs	T.B.A*plus legs	\$1228.00 plus legs
F2510-OL or IN	5'X10' 2 leg adj.	\$780.00 plus legs	T.B.A*plus legs	\$1509.00 plus legs
F2610-OL or IN	6'X10' 2 leg adj.	\$890.00 plus legs	T.B.A*plus legs	\$1765.00 plus legs
F4410-OL or IN	4'X10' 4 leg adj.	\$780.00 plus legs	T.B.A*plus legs	\$1363.00 plus legs
F4510-OL or IN	5'X10' 4 leg adj.	\$895.00 plus legs	T.B.A*plus legs	\$1624.00 plus legs
F4610-OL or IN	6'X10' 4 leg adj.	\$985.00 plus legs	T.B.A*plus legs	\$1860.00 plus legs

Dockmaster Legs Aluminum 2" X 2"

<i>Part #</i>	<i>Available Leg Lengths</i>	<i>Price Per Leg</i>	<i>Pair Totals</i>
L1003	3 Foot Leg Includes Welded 7"X9" Pad	\$45.00	\$90.00
L1004	4 Foot Leg Includes welded 7"X9" Pad	\$57.00	\$114.00
L1006	SKU#6632-664 6 Foot Leg Includes welded 7"X9" Pad	\$72.00	\$144.00
L1008	SKU#6632-665 8 Foot Leg Includes welded 7"X9" Pad	\$105.00	\$210.00
L1010	10 Foot Leg Includes welded 7"X9" Pad	\$132.00	\$264.00
L1006W	6 Foot Leg, welded stub axle and 8"x24" Wheel	\$255.00	\$510.00

NOTE: A sway brace kit is recommended for water over 5 feet in depth.



Dockmaster 2020 Price Schedule

Please specify if dock is inside leg (IN) or outside leg (OL) when order is placed

Aluminum Wheel Docks

Includes pair of 3ft legs, 4ft legs and 6ft axle-legs with 2- 8"x24" poly marine wheels

<i>Part #</i>	<i>Frame & Wheels</i>	<i>With Cedar</i>	<i>With Aluminum Panels</i>
WD4026-OL or IN 4' x 26'	\$2449.00	T.B.A*	\$3965.00
WD5026-OL or IN 5' X 26'	\$2659.00	T.B.A*	\$4554.00
WD6026-OL or IN 6' X 26'	\$2779.00	T.B.A*	\$5054.00
WD4030-OL or IN 4' X 30'	\$2785.00	T.B.A*	\$4534.00
WD5030-OL or IN 5' X 30'	\$2910.00	T.B.A*	\$5097.00
WD6030-OL or IN SKU#6632-660	\$3039.00	T.B.A*	\$5664.00

NOTE: One piece 20' frame or custom two piece frame, optional ramps available



Shown WD5026-OL with optional decking